

# High-Speed Noti•Fire•Net

## Network Systems



Network Systems

### General

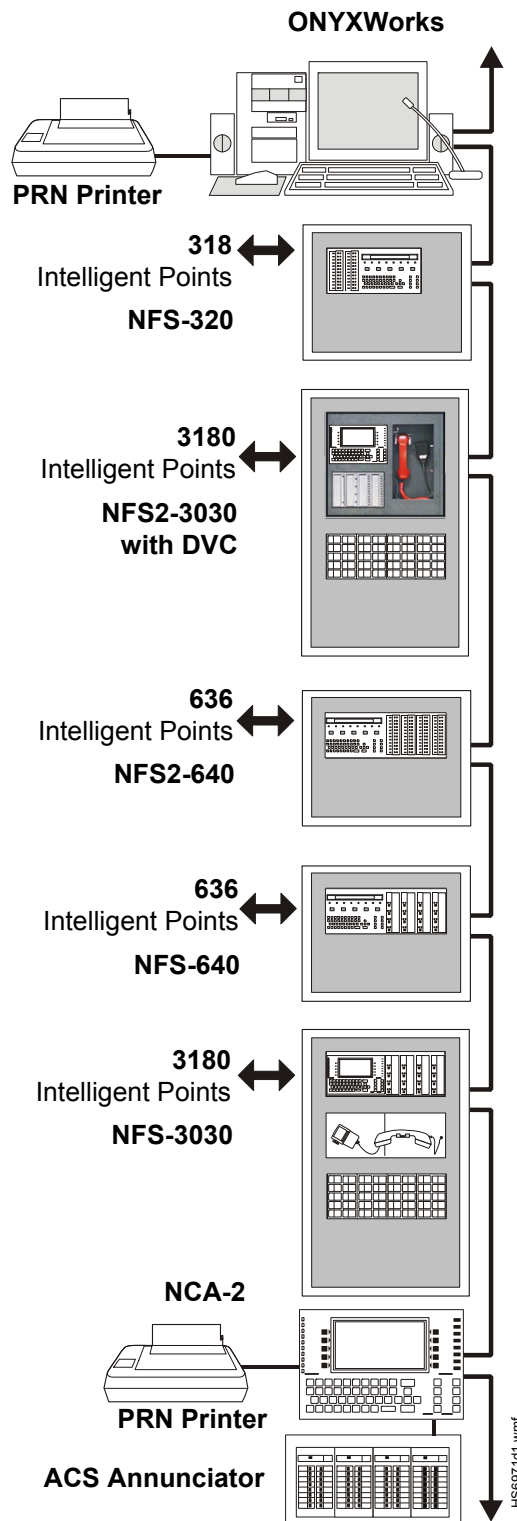
High-Speed NOTI•FIRE•NET (HS-NFN) is the interface which allows NOTIFIER Intelligent Fire Alarm Control Panels to form a network. Each local control panel (network node) maintains its own area of protection, while monitoring and controlling other areas (other network nodes). Allows for up to 200 node addresses.

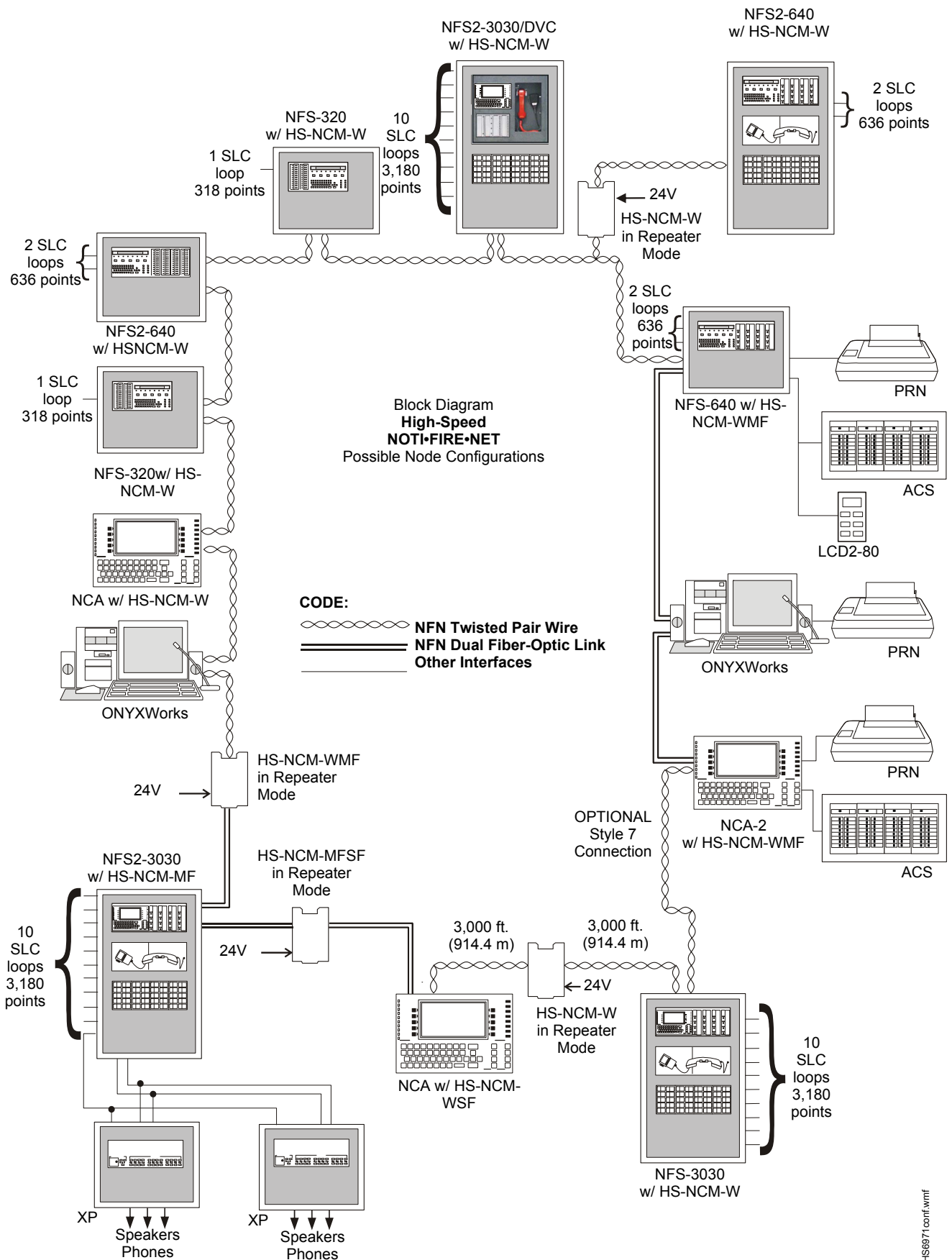
Local information is displayed at each network node. In areas such as a security office, where the entire network must be monitored, network annunciators are available.

**NOTE:** High-Speed Noti•Fire•Net is NOT compatible with Noti•Fire•Net.

### Features

- Multi-mode fiber optic (MF), single-mode fiber optic (SF), wire (W), or a combination of W/MF/SF communications path.
- NFPA Style 4 or Style 7 network operation.
- True peer-to-peer communications. Each node stores its own program and communicates equally with all other nodes.
- No "master" polling computer or other central weak link.
- Inherently regenerative system. Each node acts as a repeater to reshape and regenerate data signals. Failure of any node does not affect any other node/communications among surviving nodes.
- High-speed data communications (12 Mb wire, 100 Mb MF/SF fiber) operates several times as fast as competitive networks.
- Simple plug-in module. The HS-NCM connects the NFS2-3030, NFS-3030, NFS2-640, NFS-640, NFS-320, NCA-2, NCA, DVC, ONYXWorks, BACnet Gateway, and NWS/NWS-3.
- Multiple ONYXWorks® may be placed anywhere on the network. Additional ONYXWorks may be used to provide inherent "hot" backup.
- Multiple Network Control Annunciators (NCA/NCA-2) may be placed anywhere on the network.
- ONYXWorks, NCA and NCA-2 display all network activity. Unlike competitive systems, the point display capacity is NOT held to less than the maximum network capacity.
- Single small-gauge (18 AWG to 14 AWG) twisted-pair wire (no shield necessary) for data communications path.
- Electrical isolation between nodes.
- Network clock synchronization (see page 3).
- History Buffers on NCA-2, NCA, ONYXWorks, NFS2-3030, NFS-3030, NFS2-640, NFS-640, and NFS-320 Intelligent Fire Control Panels.
- Powerful Cooperative-Control-by-Event allows point(s) on one node to activate point(s) on other nodes. Any input can turn on any output, network-wide.





HS6971contf.wmf

## ONYXWorks Workstation

ONYXWorks Workstation is a UL-Listed graphical workstation which operates as the central command center for the High Speed NOTI-FIRE-NET™.

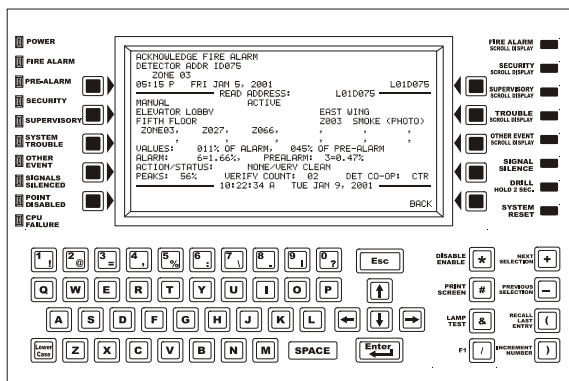


- Nonvolatile real-time clock can be synchronized with network by master node.
- Nonvolatile History Buffer (200 Alarm events, 1,000 System events).
- Two optically-isolated EIA-232 ports for printer and CRT terminal.
- Mounts in ABS-4D surface/semi-flush cabinet with door and key lock.
- Mounts in CAB-4 Series cabinets, using ADP-4(B) hinged dress panel.
- An HS-NCM is required for every NCA/NCA-2.
- 24 VDC power from remote or local supply (CAB-4 Series cabinet required for local power).

## Associated Specifications

- ONYXWorks Workstation  
See ONYXWorks data sheet, DN-7048.
- NCA Network Control Annunciator  
See NCA data sheet, DN-6858.
- NCA-2 ONYX Network Control Annunciator  
See NCA-2 data sheet, DN-7047
- HS-NCM-W/MF/SF/WMF/WSF/MFSF Network Communications Module  
See High-Speed Network Communications Modules data sheet, DN-60454.  
Compatible panels: NFS-320, NFS-640, NFS2-640, NFS-3030, NFS2-3030.
- BACnet Gateway  
See BACNET-GW-3 data sheet, DN-6877.
- NWS-3 NOTI•FIRE•NET™ Web Server  
See NWS-3 data sheet, DN-6928.
- NFN-GW-EM-3, DN-7060
- DVC, DN-7045
- Modbus Gateway  
See MODBUS-GW datasheet, DN-60533

## NCA/NCA-2 Network Control Annunciator



NCA/NCA-2

The NCA and NCA-2 provide full annunciation of all network signals and may optionally allow system control functions.

- 640-character, backlit LCD display shows all network alarms and troubles.
- LEDs for POWER, FIRE ALARM, PRE-ALARM, SECURITY, SUPERVISORY, SYSTEM TROUBLE, OTHER EVENT, SIGNAL SILENCED, POINT DISABLE, and CPU FAILURE.
- Fixed Function Keys/Switches for FIRE ALARM SCROLL/DISPLAY, SECURITY SCROLL/DISPLAY, SUPERVISORY SCROLL/DISPLAY, TROUBLE SCROLL/DISPLAY, OTHER EVENT SCROLL/DISPLAY, SIGNAL SILENCE, DRILL, AND SYSTEM RESET.
- Special Function Keys for DISABLE/ENABLE, PRINT SCREEN, LAMP TEST, NEXT SELECTION/PREVIOUS SELECTION, and RECALL LAST ENTRY. (NCA and NCA-2 only)
- Alphanumeric QWERTY keypad with tactile and audible feedback.

## Agency Listings and Approvals

All Noti•Fire•Net™ equipment, including ONYXWorks and NCA/NCA-2, is listed by Underwriters Laboratories in file S635. Listings are for UL category UOJZ (Control Units System) and comply with UL standard 864 (control units for Fire-Protective Signaling Systems) and comply with UL 1076 (Proprietary Burglar alarm units and systems) UL 1610.

Certain software features described in this catalog sheet may not yet be included in this UL listing. Consult factory for latest listing status.

**UL/ULC Listed:** S635 (HS-NCM, Printer), S5526 (ONYXWorks)

**FM Approved** (HS-NCM)

**CSFM:** 7300-0028:0257 (HS-NCM), 7300-1525:0103:0103 (ONYXWorks)

**FDNY:** COA #6022 (HS-NCM), COA #6041 (ONYXWorks)

## Engineer/Architect Specifications

Complete specifications on NOTI•FIRE•NET™ and NOTI-FIER's complete line of fire alarm control and peripheral devices are available from NOTIFIER.

<http://www.notifier.com>



**NOTI•FIRE•NET™** is a trademark; and **ONYXWorks®** and **NOTIFIER®** are registered trademarks of Honeywell International Inc.  
©2017 by Honeywell International Inc. All rights reserved. Unauthorized use of this document is strictly prohibited.



This document is not intended to be used for installation purposes.  
We try to keep our product information up-to-date and accurate.  
We cannot cover all specific applications or anticipate all requirements.  
All specifications are subject to change without notice.



Country of Origin U.S.A.

For more information, contact Notifier. Phone: (203) 484-7161, FAX: (203) 484-7118.  
[www.notifier.com](http://www.notifier.com)